





Please see instructions to make a template of your foam padding

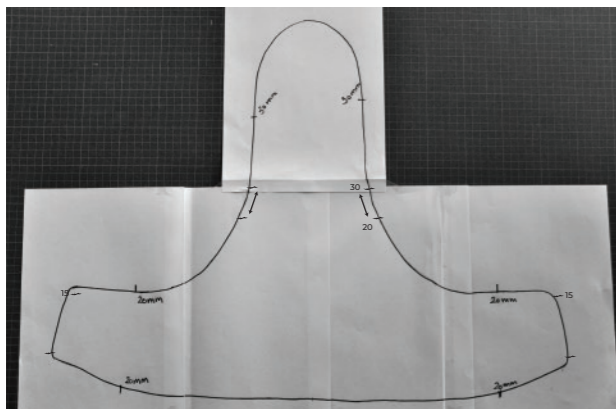
1. Start with A4 paper, overlap so you can tape them together easily (you can use any size paper!)
2. Decompress the air bladder, draw around your foam



3. Measure the thickness of the foam near the top side of the vest and write width on the tem-



4. Please also mark on the template where ever the thickness changes, the more details the better, as we make your covers from your template.



! IMPORTANT !
Please apply the same method to template the front foam pad and shoulder pads

Please Note:

If your inner vest section appears to be different from the one pictured here, please send us some photos of it.

We can provide custom covers for other models or brands of harness/vests . We have previously reburbished GPI Pro and Steadicam vests; so please do get in touch if you have another vest other than a Walter Klassen that needs some love.

Thanks very much, we look forward to making your vest cover.

Please send template to:

Cinetex Ltd
93 Spring Road
Southampton
SO19 2QH
UK

If you have any questions

please email - contact@cinetex.co.uk
or call - +44 (0)780 2637878